



## IMA Commission on New Minerals, Nomenclature and Classification (CNMNC) Newsletter 39

---

### NEW MINERALS AND NOMENCLATURE MODIFICATIONS APPROVED IN 2017

ULF HÅLENIUS (CHAIRMAN, CNMNC)<sup>1</sup>, FRÉDÉRIC HATERT (VICE-CHAIRMAN, CNMNC)<sup>2</sup>, MARCO PASERO (VICE-CHAIRMAN, CNMNC)<sup>3</sup> and STUART J. MILLS (SECRETARY, CNMNC)<sup>4</sup>

<sup>1</sup> Department of Geosciences, Naturhistoriska Riksmuseet, Box 50007, 104 05 Stockholm, Sweden – [ulf.halenius@nrm.se](mailto:ulf.halenius@nrm.se)

<sup>2</sup> Laboratoire de Minéralogie, Université de Liège, 4000 Liège, Belgium – [fhater@ulg.ac.be](mailto:fhater@ulg.ac.be)

<sup>3</sup> Dipartimento di Scienze della Terra, Università di Pisa, Via Santa Maria 53, 56126 Pisa, Italy – [marco.pasero@unipi.it](mailto:marco.pasero@unipi.it)

<sup>4</sup> Geosciences, Museum Victoria, PO Box 666, Melbourne, Victoria 3001, Australia – [smills@museum.vic.gov.au](mailto:smills@museum.vic.gov.au)

The information given here is provided by the IMA Commission on New Minerals, Nomenclature and Classification for comparative purposes and as a service to mineralogists working on new species.

Each mineral is described in the following format:

**Mineral name, if the authors agree on its release prior to the full description appearing in press**

Chemical formula

Type locality

Full authorship of proposal

E-mail address of corresponding author

Relationship to other minerals

Crystal system, Space group; Structure determined, yes or no

Unit-cell parameters

Strongest lines in the X-ray powder diffraction pattern

Type specimen repository and specimen number

Citation details for the mineral prior to publication of full description

**Citation details concern the fact that this information will be published in the *European Journal of Mineralogy* on a routine basis, as well as being added month by month to the Commission's web site.**

**It is still a requirement for the authors to publish a full description of the new mineral.**

NO OTHER INFORMATION WILL BE RELEASED BY THE COMMISSION

### NEW MINERAL PROPOSALS APPROVED IN AUGUST 2017

IMA No. 2017-040

Gorbunovite

$\text{CsLi}_2(\text{Ti,Fe})\text{Si}_4\text{O}_{10}(\text{F,OH,O})_2$

Darai-Pioz glacier, Alai mountain range, Tien-Shan, Rashtskiy district, Tajikistan (39°30'N, 70°40'E)

Atali A. Agakhanov\*, Leonid A. Pautov, Igor V. Pekov, Vladimir Y. Karpenko, Oleg I. Siidra, Elena Sokolova, Frank C. Hawthorne, Vyacheslav A. Muftakhov and Anatoly V. Kasatkin

\*E-mail: [atali99@mail.ru](mailto:atali99@mail.ru)

Mica group

Monoclinic:  $C2/m$ ,  $C2$  or  $Cm$

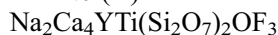
$a = 5.236(2)$ ,  $b = 9.054(4)$ ,  $c = 10.767(4)$  Å,  $\beta = 99.61(4)^\circ$   
4.49(25), 3.69(46), 3.45(34), 2.991(42), 2.608(77),  
2.581(100), 2.240(33), 2.188(62)

Type material is deposited in the collections of the Fersman Mineralogical Museum, Russian Academy of Sciences, Moscow, Russia, registration number 4936/1  
How to cite: Agakhanov, A.A., Pautov, L.A., Pekov, I. V., Karpenko, V.Y., Siidra, O.I., Sokolova, E., Hawthorne, F.C., Muftakhov, V.A. and Kasatkin, A.

V. (2017) Gorbunovite, IMA 2017-040. CNMNC Newsletter No. 39, October 2017, page 931; *European Journal of Mineralogy*, **29**, 931–936.

IMA No. **2017-043**

Rinkite-(Y)



Darai-Pioz alkaline massif, Alai mountain range, Tien-Shan, Rashtskiy district, Tajikistan (39°30'N, 70°40'E)  
Leonid A. Pautov, Atali A. Agakhanov\*, Vladimir Y. Karpenko, Yulia A. Uvarova, Elena Sokolova and Frank C. Hawthorne

\*E-mail: atali99@mail.ru

Seidozerite supergroup

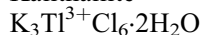
Monoclinic:  $P2_1/c$ ; structure determined

$a = 7.3934(5)$ ,  $b = 5.6347(4)$ ,  $c = 18.713(1)$  Å,  $\beta = 101.415(2)^\circ$   
9.18(24), 4.26(8), 3.559(15), 3.057(100), 2.929(17), 2.783(14), 2.688(28), 2.293(15)

Type material is deposited in the collections of the Fersman Mineralogical Museum, Russian Academy of Sciences, Moscow, Russia, registration number 5043/1  
How to cite: Pautov, L.A., Agakhanov, A.A., Karpenko, V.Y., Uvarova, Y.A., Sokolova, E. and Hawthorne, F.C. (2017) Rinkite-(Y), IMA 2017-043. CNMNC Newsletter No. 39, October 2017, page 932; *European Journal of Mineralogy*, **29**, 931–936.

IMA No. **2017-044**

Kalithallite



Northern fumarole field, First scoria cone of the Northern Breakthrough of the Great Tolbachik Fissure Eruption, Tolbachik volcano, Kamchatka Peninsula, Far-Eastern Region, Russia (55°41'N, 160°14'E, 1200 m asl)

Igor V. Pekov\*, Maria G. Krzhizhanovskaya, Vasilii O. Yapaskurt, Dmitry I. Belakovskiy and Evgeny G. Sidorov

\*E-mail: igorpekov@mail.ru

Known synthetic analogue

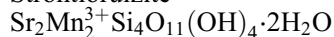
Tetragonal:  $I4/mmm$ ; structure determined

$a = 15.9336(6)$ ,  $c = 18.1018(8)$  Å  
5.981(100), 5.636(36), 3.984(20), 3.528(30), 3.315(22), 2.890(15), 2.817(24), 2.201(11)

Type material is deposited in the collections of the Fersman Mineralogical Museum, Russian Academy of Sciences, Moscow, Russia, registration number 5066/1  
How to cite: Pekov, I.V., Krzhizhanovskaya, M.G., Yapaskurt, V.O., Belakovskiy, D.I. and Sidorov, E.G. (2017) Kalithallite, IMA 2017-044. CNMNC Newsletter No. 39, October 2017, page 932; *European Journal of Mineralogy*, **29**, 931–936.

IMA No. **2017-045**

Strontioruizite



N'Chwaning III mine, Kalahari Manganese Fields, Northern Cape Province, South Africa (27°7'50.81"S, 22°50'28.83"E)

Hexiong Yang\*, Bruce Cairncross, Xiangping Gu, Tommy Yong and Robert T. Downs

\*E-mail: hyang@email.arizona.edu

The Sr analogue of ruizite

Monoclinic:  $C2$ ; structure determined

$a = 9.1575(4)$ ,  $b = 6.2857(4)$ ,  $c = 12.0431(6)$  Å,  
 $\beta = 91.744(4)^\circ$

4.762(42), 4.549(41), 4.219(46), 3.143(100), 2.972(39), 2.785(61), 2.693(37), 2.620(41)

Cotype material is deposited in the collections of the Mineral Museum, University of Arizona, Tucson, USA, catalogue # 21486, and the RRUFF Project, deposition # R160085

How to cite: Yang, H., Cairncross, B., Gu, X., Yong, T. and Downs, R.T. (2017) Strontioruizite, IMA 2017-045. CNMNC Newsletter No. 39, October 2017, page 932; *European Journal of Mineralogy*, **29**, 931–936.

IMA No. **2017-046**

Barwoodite



Big Rock quarry, Granite Mountain, Little Rock, Pulaski Co., Arkansas, USA (34°41'27"N, 92°17'17"W)

Anthony R. Kampf\*, Aaron J. Celestian and Barbara P. Nash

\*E-mail: akampf@nhm.org

Welinite group

Trigonal:  $P3$ ; structure determined

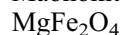
$a = 8.2139(10)$ ,  $c = 4.8117(4)$  Å  
3.994(34), 3.125(95), 2.858(56), 2.688(57), 2.349(81), 1.793(100), 1.669(23), 1.550(75)

Cotype material is deposited in the mineralogical collections of the Natural History Museum of Los Angeles County, 900 Exposition Boulevard, Los Angeles, CA 90007, USA, catalogue numbers 66634, 66635, 66636 and 66637

How to cite: Kampf, A.R., Celestian, A.J. and Nash, B. P. (2017) Barwoodite, IMA 2017-046. CNMNC Newsletter No. 39, October 2017, page 932; *European Journal of Mineralogy*, **29**, 931–936.

IMA No. **2017-047**

Maohokite



Xiuyan crater, Liaodong Peninsula, China (40°21'55"N, 123°27'34"E)

Ming Chen\*, Jinfu Shu, Xiande Xie and Dayong Tan  
\*E-mail: mchen@gig.ac.cn

A polymorph of magnesioferrite

Orthorhombic:  $Pnma$

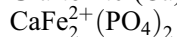
$a = 8.907(1)$ ,  $b = 9.937(8)$ ,  $c = 2.981(1)$  Å  
2.663(100), 1.932(90), 1.673(20), 1.533(50), 1.431(12), 1.155(15), 1.131(12), 1.087(30)

Type material is deposited in the mineralogical collections of the Geological Museum, Guangzhou Institute of Geochemistry, Chinese Academy of Sciences, Tianhe, Kehua Street 511, Guangzhou 510640, China, catalogue number XY-shock gneiss 290

How to cite: Chen, M., Shu, J., Xie, X. and Tan, D. (2017) Maohokite, IMA 2017-047. CNMNC Newsletter No. 39, October 2017, page 932; *European Journal of Mineralogy*, **29**, 931–936.

IMA No. **2017-048**

Graftonite-(Ca)



Michałkowa, in the middle part of the Góry Sowie Block, ca. 70 km SW of Wrocław, Poland (50°45'N, 16°27'E)

Adam Pieczka, Frank C. Hawthorne\*, Neil Ball, Yassir Abdu and Bożena Gołębiewska

\*E-mail: frank\_hawthorne@umanitoba.ca

Graftonite group

Monoclinic:  $P2_1/c$ ; structure determined

$a = 8.792(2)$ ,  $b = 11.743(2)$ ,  $c = 6.169(1)$  Å,  $\beta = 99.35(3)^\circ$   
3.654(100), 3.133(56), 3.097(57), 3.042(76), 3.014(77), 2.979(85), 2.834(68), 2.542(30)

Type material is deposited in the collections of the Mineralogical Museum, University of Wrocław, Cybulskiego 30, 50-205 Wrocław, Poland, catalogue number MMWr IV7674

How to cite: Pieczka, A., Hawthorne, F.C., Ball, N., Abdu, Y. and Gołębiewska, B. (2017) Graftonite-(Ca), IMA 2017-048. CNMNC Newsletter No. 39, October 2017, page 933; *European Journal of Mineralogy*, **29**, 931–936.

IMA No. **2017-049**

Zoharite



Halamish outcrops, Hatrurim Complex, Negev Desert, near Arad, Israel (31°9'42"N, 35°17'29"E)

Irina O. Galuskina\*, Biljana Krüger, Evgeny V. Galuskin, Hannes Krüger, Yevgeny Vapnik, Mikhail Murashko, Atali A. Agakhanov, Anuschka Pauluhn and Vincent Olieric

\*E-mail: irina.galuskina@us.edu.pl

Djerfisherite group

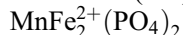
Cubic:  $Pm\bar{3}m$ ; structure determined

$a = 10.3137(1)$  Å  
3.441(25), 3.264(64), 3.112(45), 2.980(80), 2.368(66), 1.986(21), 1.825(100), 1.770(17)

Type material is deposited in the collections of Fersman Mineralogical Museum, Leninskiy pr., 18/k2, 115162 Moscow, Russia, catalogue number 4959/1  
How to cite: Galuskina, I.O., Krüger, B., Galuskin, E. V., Krüger, H., Vapnik, Y., Murashko, M., Agakhanov, A.A., Pauluhn, A. and Olieric, V. (2017) Zoharite, IMA 2017-049. CNMNC Newsletter No. 39, October 2017, page 933; *European Journal of Mineralogy*, **29**, 931–936.

IMA No. **2017-050**

Graftonite-(Mn)



Upper Lutomia, in the Fore-Sudetic part of the Góry Sowie Block, ca. 60 km SW of Wrocław, Poland

Frank C. Hawthorne\*, Adam Pieczka, Bożena Gołębiewska, Adam Włodek and Jan Zukrowski

\*E-mail: frank\_hawthorne@umanitoba.ca

Graftonite group

Monoclinic:  $P2_1/c$ ; structure determined

$a = 8.811(2)$ ,  $b = 11.494(2)$ ,  $c = 6.138(1)$  Å,  $\beta = 99.23(3)^\circ$

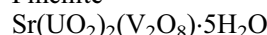
3.506(73), 3.016(35), 2.953(55), 2.916(53), 2.899(44), 2.874(100), 2.858(79), 2.717(56)

Type material is deposited in the collections of the Mineralogical Museum, University of Wrocław, Cybulskiego 30, 50-205 Wrocław, Poland, catalogue number MMWr IV7927

How to cite: Hawthorne, F.C., Pieczka, A., Gołębiewska, B., Włodek, A. and Zukrowski, J. (2017) Graftonite-(Mn), IMA 2017-050. CNMNC Newsletter No. 39, October 2017, page 933; *European Journal of Mineralogy*, **29**, 931–936.

IMA No. **2017-052**

Finchite



On the eastern edge of Sulfur Springs Draw, 21 miles S-SE of Lamesa, Martin Co., Texas, USA (32.44203N, 101.87933W)

Tyler Spano, Travis A. Olds\*, Susan M. Hall, Anthony R. Kampf, Heather Lowers and Peter C. Burns

\*E-mail: tolds@nd.edu

The Sr analogue of francevillite

Orthorhombic:  $Pbcn$ ; structure determined

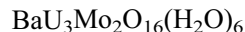
$a = 8.498(5)$ ,  $b = 10.363(6)$ ,  $c = 16.250(9)$  Å  
8.13(75), 4.25(64), 4.06(100), 3.20(45), 2.98(68), 2.94(47), 2.11(48), 2.03(55)

Cotype material is deposited in the mineralogical collections of the Natural History Museum of Los Angeles County, 900 Exposition Boulevard, Los Angeles, CA 90007, USA, catalogue numbers 66476 and 66477

How to cite: Spano, T., Olds, T.A., Hall, S.M., Kampf, A.R., Lowers, H. and Burns, P.C. (2017) Finchite, IMA 2017-052. CNMNC Newsletter No. 39, October 2017, page 933; *European Journal of Mineralogy*, **29**, 931–936.

IMA No. **2017-054**

Baumoite



4 km NW of the Radium Hill mine, South Australia, Australia (140°35'44"E, 32°19'20"S)

Peter Elliott\*, Jakub Plášil, Václav Petříček, Jiří Čejka and Luca Bindi

\*E-mail: peter.elliott@adelaide.edu.au

New structure type

Monoclinic:  $X2/m(\alpha 0\gamma)0s$  with  $X=(0, \frac{1}{2}, 0, \frac{1}{2})$ ; structure determined

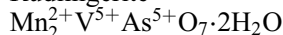
$a = 9.884(1)$ ,  $b = 7.5406(2)$ ,  $c = 14.228(1)$  Å,  $\beta = 109.04(1)^\circ$   
9.175(39), 7.450(100), 3.554(20), 3.365(31), 3.255(31), 3.209(28), 3.067(33), 2.977(20)

Cotype material is deposited in mineralogical collections of the South Australian Museum, North Terrace, Adelaide, South Australia, Australia, registration number G34697

How to cite: Elliott, P., Plášil, J., Petříček, V., Čejka, J. and Bindi, L. (2017) Baumöite, IMA 2017-054. CNMNC Newsletter No. 39, October 2017, page 933; *European Journal of Mineralogy*, **29**, 931–936.

#### IMA No. 2016-054a

Rüdlingerite



Faniel mine, Val Ferrera, Grisons, Switzerland (46°21'54"N, 8°13'15"E) (holotype); Valletta mine, Canosio, Piedmont, Italy (44°23'42"N, 7°5'42"E) (cotype)

Nicolas Meisser\*, Philippe Roth, Fabrizio Nestola, Radek Škoda, Fernando Cámara, Ferdinando Bosi, Marco E. Ciriotti, Ulf Hålenius, Cédric Schnyder and Roberto Bracco

\*E-mail: nicolas.meisser@unil.ch

The As analogue of fanielite

Monoclinic:  $P2_1/n$ ; structure determined

$a = 7.8289(2)$ ,  $b = 14.5673(4)$ ,  $c = 6.7011(2)$  Å,  
 $\beta = 93.773(2)^\circ$

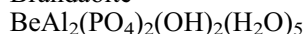
7.28(50), 6.88(40), 5.34(80), 3.048(100), 2.730(60),  
2.452(40), 2.344(50), 2.206(60)

Type material is deposited in the mineralogical collections of the Musée Cantonal de Géologie, University of Lausanne, Antropole-Dorigny, CH-1015 Lausanne, Switzerland, catalogue number MGL 080116 (holotype), and the Museo Regionale di Scienze Naturali, Sezione di Mineralogia, Petrografia e Geologia, via Giovanni Giolitti 36, I-10123 Torino, Italy, catalogue number M/U 17121 (cotype)

How to cite: Meisser, N., Roth, P., Nestola, F., Škoda, R., Cámara, F., Bosi, F., Ciriotti, M.E., Hålenius, U., Schnyder, C. and Bracco, R. (2017) Rüdlingerite, IMA 2016-054a. CNMNC Newsletter No. 39, October 2017, page 934; *European Journal of Mineralogy*, **29**, 931–936.

#### IMA No. 2016-071a

Brandãoite



“João Firmino mine”, Pomarolli farm region, Divino das Laranjeiras Co., Minas Gerais, Brazil (18°40'25"S, 41°29'27.5"W)

Luis Menezes, Mario Luiz de Sá Carneiro Chaves, Mark A. Cooper, Neil Ball, Yassir Abdu, Ryan Sharp, Frank C. Hawthorne\* and Maxwell Day

\*E-mail: frank\_hawthorne@umanitoba.ca

New structure type

Triclinic:  $P\bar{1}$ ; structure determined

$a = 6.100(4)$ ,  $b = 8.616(4)$ ,  $c = 10.261(5)$  Å,  $\alpha = 93.19(1)$ ,  $\beta = 95.12(1)$ ,  $\gamma = 96.86(1)^\circ$   
6.772(82), 5.243(85), 4.982(73), 4.268(100), 3.846(48), 3.091(53), 2.789(68), 2.712(76)

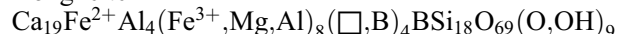
Type material is deposited in the mineralogical collections of the Department of Natural History, Royal Ontario Museum, 100 Queens Park, Toronto, Ontario M5S 2C6, Canada, catalogue number M57443

How to cite: Menezes, L., Chaves, M.L.S.C., Cooper, M.A., Ball, N., Abdu, Y., Sharp, R., Hawthorne, F.C. and Day, M. (2017) Brandãoite, IMA 2016-071a. CNMNC Newsletter No. 39, October 2017, page 934; *European Journal of Mineralogy*, **29**, 931–936.

### NEW MINERAL PROPOSALS APPROVED IN SEPTEMBER 2017

#### IMA No. 2017-027

Hongheite



Bai Shanchong granite, Malage skarn deposit, NE border of the Gejiu Tin Polymetallic Ore-Field, Yunnan Province, China (23°22'12"N, 103°15'44"E)

Jinsha Xu\*, Guowu Li, Guang Fan, Xiangkun Ge, Xiangping Zhu and Ganfu Shen

\*E-mail: xujinsha117@aliyun.com

Vesuvianite group

Tetragonal:  $P4/nnc$ ; structure determined

$a = 15.667(1)$ ,  $c = 11.725(2)$  Å

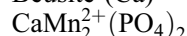
5.850(15), 3.504(23), 3.072(15), 2.929(47), 2.766(100), 2.608(68), 2.589(27), 2.480(29)

Type material is deposited in the mineralogical collections of the Geological Museum of China, Beijing, China, catalogue number M13579

How to cite: Xu, J., Li, G., Fan, G., Ge, X., Zhu, X. and Shen, G. (2017) Hongheite, IMA 2017-027. CNMNC Newsletter No. 39, October 2017, page 934; *European Journal of Mineralogy*, **29**, 931–936.

#### IMA No. 2017-051

Beusite-(Ca)



Archean Yellowknife pegmatite field, between Upper Ross Lake and Redout Lake, 75 km NE of Yellowknife and 3.5 km E of the Redout Granite, Northwest Territories, Canada (62°44'37"N, 113°6'26"W)

Frank C. Hawthorne\*, Neil Ball, Michael A. Wise, Adam Pieczka and Adam Włodek

\*E-mail: frank\_hawthorne@umanitoba.ca

Graftonite group

Monoclinic:  $P2_1/c$ ; structure determined

$a = 8.799(2)$ ,  $b = 11.724(2)$ ,  $c = 6.170(1)$  Å,  $\beta = 99.23(3)^\circ$   
3.564(97), 3.030(58), 2.991(76), 2.932(87), 2.904(100), 2.873(86), 2.718(86), 1.937(47)

Type material is deposited in the collections of the Department of Mineral Sciences, National Museum of Natural History, Smithsonian Institution, Washington, DC 20560, USA, catalogue number 177054

How to cite: Hawthorne, F.C., Ball, N., Wise, M.A., Pieczka, A. and Włodek, A. (2017) Beusite-(Ca), IMA 2017-051. CNMNC Newsletter No. 39, October 2017, page 934; *European Journal of Mineralogy*, **29**, 931–936.

## IMA No. 2017-058

Wildenauerite  
 $\text{Zn}(\text{Fe}^{3+}, \text{Mn}^{2+})_2\text{MnFe}^{3+}(\text{PO}_4)_3(\text{OH})_3(\text{H}_2\text{O})_6 \cdot 2\text{H}_2\text{O}$   
 Cornelia Mine Open Cut, 60 to 67 metre level,  
 Hagendorf-Süd pegmatite, Hagendorf, Oberpfalz,  
 Bavaria, Germany (49°39'1"N, 12°27'35"E)

Ian E. Grey\*, Erich Keck, Anthony R. Kampf, Colin M. MacRae, John D. Cashion, A. Matt Glen, Cameron J. Davidson and Yesim Gozukara

\*E-mail: [ian.grey@csiro.au](mailto:ian.grey@csiro.au)

Related to schmidite and wilhelmgümbelite  
 Orthorhombic: *Pmab*; structure determined  
 $a = 11.044(1)$ ,  $b = 25.431(1)$ ,  $c = 6.412(1)$  Å  
 $12.77(63)$ ,  $8.368(21)$ ,  $5.529(15)$ ,  $5.440(17)$ ,  $3.760(15)$ ,  
 $3.180(22)$ ,  $2.767(100)$ ,  $2.718(13)$

Type material is deposited in the mineralogical collections of the Museum Victoria, Carlton, Victoria 3053, Australia, registration number M53979

How to cite: Grey, I.E., Keck, E., Kampf, A.R., MacRae, C.M., Cashion, J.D., Glen, A.M., Davidson, C.J. and Gozukara, Y. (2017) Wildenauerite, IMA 2017-058. CNMNC Newsletter No. 39, October 2017, page 935; *European Journal of Mineralogy*, **29**, 931–936.

## IMA No. 2017-059

Magnesio-hornblende  
 $\square\text{Ca}_2(\text{Mg}_4\text{Al})(\text{Si}_7\text{Al})\text{O}_{22}(\text{OH})_2$   
 Sand dunes of Lüderitz, Karas Region, Namibia  
 (26°38'52"S, 15°09'28"E)

Roberta Oberti\*, Massimo Boiocchi, Frank C. Hawthorne and Marco E. Ciriotti

\*E-mail: [oberti@crystal.unipv.it](mailto:oberti@crystal.unipv.it)

Amphibole supergroup  
 Monoclinic: *C2/m*; structure determined  
 $a = 9.8308(7)$ ,  $b = 18.0659(11)$ ,  $c = 5.2968(4)$  Å,  $\beta = 104.771(6)^\circ$   
 $8.412(74)$ ,  $3.386(48)$ ,  $3.121(72)$ ,  $2.709(100)$ ,  $2.596(45)$ ,  
 $2.541(57)$ ,  $2.338(41)$ ,  $2.164(39)$

Type material is deposited in the collections of the Museo di Mineralogia, Sistema Museale di Ateneo, University of Pavia, Italy, catalogue number 2017-01  
 How to cite: Oberti, R., Boiocchi, M., Hawthorne, F.C. and Ciriotti, M.E. (2017) Magnesio-hornblende, IMA 2017-059. CNMNC Newsletter No. 39, October 2017, page 935; *European Journal of Mineralogy*, **29**, 931–936.

## IMA No. 2017-060

Novograblenovite  
 $(\text{NH}_4, \text{K})\text{MgCl}_3 \cdot 6\text{H}_2\text{O}$   
 Basaltic lava of the 2012–2013 Tolbachik effusive eruption, Plosky Tolbachik volcano, Kamchatka Peninsula, Far-Eastern Region, Russia  
 (55°45'28.8"N, 160°18'39.3"E)

Viktor M. Okrugin, Sharapat S. Kudaeva, Oxana V. Karimova\*, Olga V. Yakubovich, Dmitry I. Belakovskiy, Nikita V. Chukanov, Andrey A. Zolotarev, Vlad V. Gurzhiy, Nina G. Zinovieva, Andrew A. Shiryaev and Pavel M. Kartashov

\*E-mail: [oxana.karimova@gmail.com](mailto:oxana.karimova@gmail.com)

Chemically and structurally related to carnallite  
 Monoclinic: *C2/c*; structure determined  
 $a = 9.273(6)$ ,  $b = 9.517(7)$ ,  $c = 13.248(8)$  Å,  $\beta = 90.16(1)^\circ$   
 $3.883(22)$ ,  $3.825(26)$ ,  $3.330(100)$ ,  $2.976(45)$ ,  $2.353(29)$ ,  
 $2.254(18)$ ,  $2.024(17)$ ,  $1.997(25)$

Type material is deposited in the collections of the Fersman Mineralogical Museum, Russian Academy of Sciences, Moscow, Russia, registration number 5933/1  
 How to cite: Okrugin, V.M., Kudaeva, S.S., Karimova, O.V., Yakubovich, O.V., Belakovskiy, D.I., Chukanov, N.V., Zolotarev, A.A., Gurzhiy, V.V., Zinovieva, N.G., Shiryaev, A.A. and Kartashov, P.M. (2017) Novograblenovite, IMA 2017-060. CNMNC Newsletter No. 39, October 2017, page 935; *European Journal of Mineralogy*, **29**, 931–936.

## IMA No. 2017-061

Tredouxite  
 $\text{NiSb}_2\text{O}_6$   
 Bon Accord deposit, Barberton greenstone belt, SE of the town of Nelspruit, South Africa (25°40'59"S, 31°10'0"E)

Luca Bindi\*, Federica Zaccarini, Duncan E. Miller and Giorgio Garuti

\*E-mail: [luca.bindi@unifi.it](mailto:luca.bindi@unifi.it)

The Ni analogue of byströmite  
 Tetragonal: *P4<sub>2</sub>/mmm*; structure determined  
 $a = 4.6342(5)$ ,  $c = 9.2154(8)$  Å  
 $4.14(10)$ ,  $3.28(100)$ ,  $2.561(65)$ ,  $2.316(20)$ ,  $1.716(60)$ ,  
 $1.639(10)$ ,  $1.467(10)$ ,  $1.379(20)$

Type material is deposited in the mineralogical collections of the Museo di Storia Naturale, University of Florence, Florence, Italy, catalogue number 3281/I  
 How to cite: Bindi, L., Zaccarini, F., Miller, D.E. and Garuti, G. (2017) Tredouxite, IMA 2017-061. CNMNC Newsletter No. 39, October 2017, page 935; *European Journal of Mineralogy*, **29**, 931–936.

## IMA No. 2017-062

Stöfflerite  
 $\text{CaAl}_2\text{Si}_2\text{O}_8$   
 NWA 856 Martian meteorite, fall in Morocco  
 Oliver Tschauner\* and Chi Ma  
 \*E-mail: [olivert@physics.unlv.edu](mailto:olivert@physics.unlv.edu)

A polymorph of anorthite  
 Tetragonal: *I4/m*; structure determined  
 $a = 9.255(1)$ ,  $c = 2.745(3)$  Å  
 $6.54(31)$ ,  $4.63(42)$ ,  $2.93(80)$ ,  $2.05(100)$ ,  $1.74(32)$ ,  $1.54(37)$ ,  
 $1.46(41)$ ,  $1.28(44)$

Type material is deposited in the E. Stolper's Martian Meteorite Collection, Division of Geological and Planetary Sciences, California Institute of Technology, Pasadena, CA 91125, USA, thin section of NWA 856  
 How to cite: Tschauner, O. and Ma, C. (2017) Stöfflerite, IMA 2017-062. CNMNC Newsletter No. 39, October 2017, page 935; *European Journal of Mineralogy*, **29**, 931–936.

**IMA No. 2017-063**

Magnesioleydetite

 $\text{Mg}(\text{UO}_2)(\text{SO}_4)_2 \cdot 11\text{H}_2\text{O}$ 

Markey mine, Red Canyon, White Canyon District, San Juan Co., Utah, USA (37°32'57"N, 110°18'08"W)

Anthony R. Kampf\*, Jakub Plášil, Anatoly V. Kasatkin and Joe Marty

\*E-mail: akampf@nhm.org

The Mg analogue of leydetite

Monoclinic:  $C2/c$ ; structure determined $a = 7.3934(5)$ ,  $b = 7.7310(2)$ ,  $c = 21.7957(15)$  Å,  
 $\beta = 102.387(7)^\circ$ 10.66(100), 6.31(78), 5.85(38), 5.32(49), 5.06(61),  
3.759(36), 3.390(59), 3.193(50)

Cotype material is deposited in the mineralogical collections of the Natural History Museum of Los Angeles County, 900 Exposition Boulevard, Los Angeles, CA 90007, USA, catalogue numbers 66647, 66648, 66649 and 66650

How to cite: Kampf, A.R., Plášil, J., Kasatkin, A.V. and Marty, J. (2017) Magnesioleydetite, IMA 2017-063. CNMNC Newsletter No. 39, October 2017, page 936; *European Journal of Mineralogy*, **29**, 931–936.**IMA No. 2017-030a**

Hydroxykenopyrochlore

 $(\square, \text{Ce}, \text{Ba})_2(\text{Nb}, \text{Ti})_2\text{O}_6(\text{OH}, \text{F})$ 

Compania Brasileira de Metalurgia e Mineração (CBMM), Araxá, Minas Gerais, Brazil (19°38'S, 46°56'W)

Ritsuro Miyawaki, Koichi Momma, Satoshi Matsubara, Takashi Sano, Masako Shigeoka and Hiroyuki Horiuchi

\*E-mail: miyawaki@kahaku.go.jp

Pyrochlore supergroup

Cubic:  $Fd\bar{3}m$ ; structure determined $a = 10.590(5)$  Å6.02(22), 3.15(14), 3.02(100), 2.61(29), 1.847(45),  
1.576(32), 1.199(9), 1.168(8)

Type material is deposited in the mineralogical collections of the National Museum of Nature and Science, Tsukuba, Japan, registration number NSM-MF16011

How to cite: Miyawaki, R., Momma, K., Matsubara, S., Sano, T., Shigeoka, M. and Horiuchi, H. (2017) Hydroxykenopyrochlore, IMA 2017-030a. CNMNC Newsletter No. 39, October 2017, page 936; *European Journal of Mineralogy*, **29**, 931–936.**NOMENCLATURE PROPOSALS  
APPROVED IN AUGUST 2017****Ericssonite group**The ericssonite group has been established. It includes two minerals: ericssonite,  $\text{BaMn}_2^{2+}\text{Fe}^{3+}(\text{Si}_2\text{O}_7)\text{O}(\text{OH})$ , and ferroericssonite,  $\text{BaFe}_2^{2+}\text{Fe}^{3+}(\text{Si}_2\text{O}_7)\text{O}(\text{OH})$ .**NOMENCLATURE PROPOSAL  
APPROVED IN SEPTEMBER 2017****IMA 17-C: Redefinition of cesbronite**Proposal 17-C is accepted, and the formula of cesbronite, based on single-crystal X-ray diffraction study, is redefined as  $\text{Cu}_3^{2+}\text{Te}^{6+}\text{O}_4(\text{OH})_4$ . Tellurium occurs as  $\text{Te}^{6+}$  and not  $\text{Te}^{4+}$ .**IMA 17-D: Redefinition of zircophyllite**Proposal 17-D is accepted, and zircophyllite is redefined as an astrophyllite-group mineral, ideally  $\text{K}_2\text{NaFe}_7^{2+}\text{Zr}_2(\text{Si}_4\text{O}_{12})_2\text{O}_2(\text{OH})_4\text{F}$  ( $\text{Fe}^{2+}$ -dominant at C7). In accord with proposal IMA 15-B, zircophyllite was considered as a kupletskite-group mineral within the astrophyllite supergroup ( $\text{Mn}^{2+}$ -dominant at C7), with ideal formula  $\text{K}_2\text{NaMn}_7^{2+}\text{Zr}_2(\text{Si}_4\text{O}_{12})_2\text{O}_2(\text{OH})_4\text{F}$ . This formula was not in accord with the one reported in the original description of zircophyllite.**REVISED CHEMICAL FORMULAE**A paper on the mineral hemihedrite has been recently published [*Mineralogical Magazine*, **81** (2017), 1021–1030] in which the ideal chemical formula of the mineral is given as  $\text{ZnPb}_{10}(\text{CrO}_4)_6(\text{SiO}_4)_2(\text{OH})_2$ , with hydroxyl in the place of fluorine. These data were examined carefully by the CNMNC officers and were considered reliable. Accordingly it was agreed to modify the formula of hemihedrite in the official IMA List of Minerals.**ERRATUM**After the approval of the new mineral magnesiolel-trandoite-2N3S (IMA 2016-073; see CNMNC Newsletter 34) the authors became aware that the approved chemical formula of the mineral was not charge-balanced. The correct formula is  $(\text{Mg}_6\text{Al}_2)(\text{Al}_{18}\text{Fe}_2^{3+})\text{O}_{38}(\text{OH})_2$ .